

A. BAFNA & CO.

Chartered Accountants
Raj Apartment, K-2, Keshav Path,
Near Ahinsa Circle C-Scheme,
JAIPUR -302001

LUNAWAT & CO.

Chartered Accountants
54, Daryaganj,
NEW DELHI-110002

V. K. DHINGRA & CO.

Chartered Accountants
1-E/15, Jhandewalan Extn.,
NEW DELHI- 110055

SUDIT K. PAREKH & CO.

Chartered Accountants,
Ballard House, 2nd Floor, Adi Marzban
Path,
Ballard Pier, Fort
MUMBAI- 400001



V. K. LADHA & ASSOCIATES.

Chartered Accountants,
36, Dravid Marg Kshirsagar Colony
UJJAIN- 456006

Limited Review Report

To
The Board of Directors,
Oriental Bank of Commerce
Gurugram

1. We have reviewed the accompanying Statement of Unaudited Financial Results of Oriental Bank of Commerce (the "Bank") for the quarter/half year ended September 30, 2016. The disclosures relating to "Pillar 3 under Basel III Capital Regulations", "Leverage Ratio" and "Liquidity Coverage Ratio" as have been disclosed in the Bank's website have not been reviewed by us. This Statement of unaudited financial results is the responsibility of the Bank's Management and has been approved by the Board of Directors. Our responsibility is to issue a report on this statement of unaudited financial results based on our review.
2. We conducted our review in accordance with the Standard on Review Engagement (SRE) 2410, "Review of Interim Financial Information Performed by the Independent Auditor of the Entity" issued by the Institute of Chartered Accountants of India. This standard requires that we plan and perform the review to obtain moderate assurance as to whether the financial statements are free of material misstatement. A review of Financial Results consists principally of applying analytical procedures to financial data and making enquiries of persons responsible for financial and accounting matters. It is substantially less in scope than an audit conducted in accordance with the generally accepted auditing standards, the objective of which is the expression of an opinion regarding the financial statements taken as a whole. Accordingly, we do not express an audit opinion.
3. The financial results incorporate the relevant returns of 20 branches reviewed by us and unreviewed returns in respect of 2331 branches. The Bank has no foreign branch. In the conduct of our review, we have taken note of the certificates in respect of non-performing assets submitted by the concurrent auditors of 421 branches to the Bank's Management. These review reports and certificates cover




79.98 per cent of the advances portfolio and 89.73 per cent of non-performing assets of the Bank as on September 30, 2016. Apart from these review reports and certificates, in the conduct of our review, we have also relied upon various information and returns received from the unreviewed branches/other offices of the Bank.

4. Based on our review as aforesaid, subject to limitations in scope as mentioned in Para 3 above, nothing has come to our attention that causes us to believe that the accompanying statement of unaudited financial results together with the notes thereon, prepared in accordance with applicable Accounting Standards issued by the Institute of Chartered Accountants of India and other recognised accounting practices and policies has not disclosed the information required to be disclosed in terms of Regulation 33 of the SEBI (Listing Obligations and Disclosure Requirements) Regulations, 2015 including the manner in which it is to be disclosed, or that it contains any material misstatement or that it has not been prepared in accordance with the relevant prudential norms issued by the Reserve Bank of India in respect of income recognition, asset classification, provisioning and other related matters.

For A. BAFNA & CO.
Chartered Accountants

FRN 003660C




(Anil Bafna)
Partner

M. No.: 071288

For LUNAWAT & CO.
Chartered Accountants

FRN 000629N



(Ramesh K. Bhatia)
Partner

M. No.: 080160

For V. K. DHINGRA & CO.
Chartered Accountants

FRN 000250N



(Vipul Girotra)
Partner

M. No.: 084312

For SUDIT K. PAREKH & CO.
Chartered Accountants

FRN 110512W




(Durgaprasad S. Khatri)
Partner

M. No.: 016316

For V.K. LADHA & ASSOCIATES.
Chartered Accountants

FRN 002301C



(V.K. Ladha)
Partner

M. No.: 071501


Dated: November 09, 2016

Place: Gurugram

ORIENTAL BANK OF COMMERCE
CORPORATE OFFICE, GURUGRAM
 Reviewed Financial Results for the Quarter/Half Year ended September 30th, 2016

(₹ in lakhs)

S.No.	Particulars	QUARTER ENDED			HALF YEAR ENDED		YEAR ENDED
		30.09.2016 (Reviewed)	30.06.2016 (Reviewed)	30.09.2015 (Reviewed)	30.09.2016 (Reviewed)	30.09.2015 (Reviewed)	31.03.2016 (Audited)
1	Interest Earned (a)+(b)+(c)+(d)	469528	477893	502955	947421	1014440	2005871
	a) Interest/discount on advances/bills	335595	338307	375236	673902	759414	1479406
	b) Income on investments	123174	129683	118582	252857	235234	477499
	c) Interest on balances with Reserve Bank Of India and other Inter Bank Funds	1736	2750	361	4486	2373	5473
	d) Others	9023	7153	8776	16176	17419	43493
2	Other Income	58343	61377	42458	119720	87851	176628
A.	TOTAL INCOME (1+2)	527871	539270	545413	1067141	1102291	2182499
3	Interest Expended	337965	357434	364650	695399	743284	1468414
4	Operating Expenses (e) + (f)	94321	90127	81514	184448	155309	345878
	e) Employees Cost	56167	53831	45084	109998	85285	203168
	f) (i) Rent, Taxes & Lighting	9309	8637	8491	17946	16572	33245
	(ii) Other operating expenses	28845	27659	27939	56504	53452	109465
B.	TOTAL EXPENDITURE (3)+(4) (excluding Provisions & Contingencies)	432286	447561	446164	879847	898593	1814292
C.	OPERATING PROFIT (A-B) (Profit before Provisions and Contingencies)	95585	91709	99249	187294	203698	368207
D.	Provisions (other than tax) and Contingencies	77454	75040	56942	152494	114707	335623
	(i) Of which provisions for Non-Performing Assets	68746	114749	47609	183497	107184	360875
E.	Exceptional Items	0	0	0	0	0	0
E(I)	Net Profit from Ordinary activities before tax (C-D-E)	18131	16669	42307	34800	88991	32584
F.	Tax Expense	2804	6600	12176	9404	33076	16976
	(a) Current and Deferred Tax	6500	6600	12200	13100	33100	17000
	(b) Adjustment related to earlier years	-3696	0	-24	-3696	-24	-24
G.	Net Profit from Ordinary activities after tax (E(I)-F)	15327	10069	30131	25396	55915	15608
H.	Extraordinary items (net of tax expense)	0	0	0	0	0	0
I.	Net Profit for the period (G-H)	15327	10069	30131	25396	55915	15608
5	Paid-up equity share capital (Face value of each share Rs. 10/-)	34617	34617	29985	34617	29985	32140
6	Reserves excluding Revaluation Reserves (as per balance sheet of previous accounting year)						1311248
7	Analytical Ratios						
	(i) Percentage of shares held by Government of India	58.38	58.38	59.13	58.38	59.13	55.17
	(ii) Capital Adequacy Ratio- BASEL III	13.36	12.40	10.84	13.36	10.84	11.76
	(a) CET 1 Ratio	8.75	8.59	7.81	8.75	7.81	8.52
	(b) Additional Tier 1 Ratio	1.50	0.57	0.60	1.50	0.60	0.58







**ORIENTAL BANK OF COMMERCE
CORPORATE OFFICE, GURUGRAM**

Reviewed Financial Results for the Quarter/Half Year ended September 30th, 2016

₹ in lakhs

S.No.	Particulars	QUARTER ENDED			HALF YEAR ENDED		YEAR ENDED
		30.09.2016	30.06.2016	30.09.2015	30.09.2016	30.09.2015	31.03.2016
		(Reviewed)	(Reviewed)	(Reviewed)	(Reviewed)	(Reviewed)	(Audited)
(ii)	Earning per share(EPS) (Not Annualised)						
	a) Basic and diluted EPS before Extraordinary Items (net of tax expense) for the period, for the year to date and for the previous year - not annualised	4.43	2.99	10.05	7.44	18.65	5.20
	b) Basic and diluted EPS after Extraordinary Items for the period, for the year to date and for the previous year - not annualised	4.43	2.99	10.05	7.44	18.65	5.20
(iv)	NPA Ratios						
	(a) Amount of gross non-performing assets	1838253	1720891	855796	1838253	855796	1470178
	(b) Amount of net non-performing assets	1274816	1173430	518910	1274816	518910	993215
	(c) % of gross NPAs	12.36	11.46	5.70	12.36	5.70	9.57
	(d)% of net NPAs	8.93	8.11	3.55	8.93	3.55	6.70
	(v) Return on Assets (annualised) (%)	0.26	0.17	0.54	0.22	0.50	0.07



ORIENTAL BANK OF COMMERCE

SEGMENT REPORTING FOR THE QUARTER/HALF YEAR ENDED 30.09.2016

(₹ In Lakhs)



Part A : Business Segments	QUARTER ENDED			HALF YEAR ENDED		YEAR ENDED
	30.09.2016 (Reviewed)	30.06.2016 (Reviewed)	30.09.2015 (Reviewed)	30.09.2016 (Reviewed)	30.09.2015 (Reviewed)	31.03.2016 (Audited)
1 Segment Revenue						
(a) Treasury Operations	160344	150804	134654	311148	266119	541906
(b) Corporate/Wholesale Banking	305017	314560	321586	619577	647454	1288046
(c) Retail Banking	159999	181267	190194	341266	391017	749560
(d) Other Banking Business	6640	9091	4468	15731	12803	25951
(e) Unallocated	2206	73	863	2279	879	10856
Total	634206	655795	651765	1290001	1318272	2616319
Less: Inter Segment Revenue	106335	116525	106352	222860	215981	433820
Income from operations	527871	539270	545413	1067141	1102291	2182499
2 Segment Results (Profit) + Loss (-) before tax and interest						
(a) Treasury Operations	46639	32796	21255	79435	38123	92688
(b) Corporate/Wholesale Banking	-35853	-33178	10140	-69031	26460	-110401
(c) Retail Banking	4067	11080	8177	15147	16851	27740
(d) Other Banking Business *	1070	5953	1911	7023	6794	11978
(e) Unallocated	0	0	0	0	0	0
Total	15923	16651	41483	32574	88228	22005
Less:						
(i) interest	0	0	0	0	0	0
(ii) Other Un-allocable Expenditure net off unallocable income	-2208	-18	-824	-2226	-763	-10579
(iii) Taxes	2804	6600	12176	9404	33076	16976
Total Profit after Tax	15327	10069	30131	25396	55915	15608
3 Capital Employed (Segment Assets-Segment Liabilities)						
(a) Treasury Operations	114818	114245	97675	114818	97675	112047
(b) Corporate/Wholesale Banking	808405	782878	753727	808405	753727	779391
(c) Retail Banking	424057	451140	445773	424057	445773	428568
(d) Other Banking Business	16233	8449	6270	16233	6270	10601
(e) Unallocated	185878	178971	129416	185878	129416	193507
Total Capital Employed	1549391	1535683	1432861	1549391	1432861	1524114

* Based on allocation of direct cost only.

Previous year/ period figures have been regrouped/ rearranged wherever necessary

Part B : Geographical Segments

Bank does not have foreign operations (Branches in foreign country) and hence no disclosure.




Summarised Balance Sheet as on 30th September, 2016

Capital & Liabilities	(₹. In Lac)		
	As on 30/09/2016	As on 30/09/2015	As on 31/03/2016
Capital	34617	29985	32140
Share Capital Money Pending Allotment	0	0	30000
Reserves & Surplus	1514774	1402876	1461975
Deposits	20153783	19920074	20891481
Borrowings	930805	785530	789741
Other Liabilities and Provisions	603802	597204	548817
Total	23237781	22735669	23754154


Assets	(₹. In Lac)		
	As on 30/09/2016	As on 30/09/2015	As on 31/03/2016
Cash & Balances with Reserve Bank of India	988610	915657	943288
Balances with Banks and Money at Call & Short Notice	155813	105620	52955
Investments	6542292	5737740	6565784
Advances	14304272	14677681	14887999
Fixed Assets	227738	136644	227190
Other Assets	1019056	1162327	1076938
Total	23237781	22735669	23754154

Notes:-

1. The above financial results have been reviewed by the Audit Committee of the Board and approved by the Board of Directors of the Bank in its meeting held on 09.11.2016. The same have been subjected to Limited Review by the Statutory Central Auditors of the Bank in line with the guidelines issued by the Reserve Bank of India and as per requirement of Listing Agreement with the Stock Exchanges.
2. The Bank has followed the same Accounting Policies in preparation of the interim financial results as were followed in the Annual Financial Statements for the year ended 31.03.2016.
3. The financial results for the quarter / half year ended September 30th, 2016 have been arrived at after considering provisions on standard assets, restructured assets, non performing advances, non-performing investments, depreciation on investments, and provision for exposure to entities with unhedged foreign currency exposure on the basis of extant guidelines/directives issued by the Reserve Bank of India. Provisions for employee benefits, Income Tax, Depreciation on fixed assets and other usual and necessary provisions have been made on estimated basis and are subject to adjustments, if any, at the year end.



4. Pursuant to RBI Circular No. DBR.No.BP.BC.2/21.04.048/2015-16 dated 01.07.2015, the shortfall on account of sale of assets to Reconstruction Companies is being amortised over a period of two years. Consequently ₹ 6.72 Crore has been amortised and charged to the Profit & Loss account for the quarter ended 30.09.2016. The unamortized amount on this account as on 30.09.2016 is ₹ 26.89 Crore.
5. Pursuant to RBI circular no. DBR.No.BP.BC.1/21.06.201/2015-16 dated 1st July 2015, Banks are required to make quarterly Pillar 3 disclosures under Basel III requirement. The disclosures are being made available on our website at the following link https://www.obcindia.co.in/obcnew/site/regulatory_disclosures.aspx. These disclosures have not been subjected to Limited Review by the Statutory Central Auditors of the Bank.
6. In compliance of RBI Letter No. DBR.NO.BP.13018/21.04.048/2015-16 dated 12.04.2016, Bank has made a provision of ₹ 97.60 Crore being 15% of the existing outstanding of ₹ 650.69 Crore as on 30.09.2016 under food credit availed by State Government of Punjab.
7. During the quarter ended 30th September 2016, the Bank has issued Basel III Compliant Additional Tier I Bonds amounting to ₹ 1500 Crore and redeemed Tier II Bonds amounting to ₹ 500 Crore.
8. Pursuant to RBI Circular No. RBI / 2014-15 / 535 DBR.NO.BP.BC.83 /21.04.048 /2014-15 dated 01.04.2015, the Bank has made a provision of ₹ 27.20 Crore during the quarter ended 30.09.2016 in respect of frauds/suspected frauds amounting to ₹ 108.81 Crore as on 30.09.2016 and balance of ₹ 81.61 Crore will be provided in subsequent quarters.
9. The Provision Coverage Ratio as on 30th September, 2016 is 48.47%.
10. Details of investors complaints:
 - (i) Outstanding at the beginning of the quarter: 07
 - (ii) Received during the quarter: 91
 - (iii) Disposed off during the quarter: 94
 - (iv) Outstanding at the end of the quarter: 04
11. The figures of the previous period have been regrouped / rearranged, wherever considered necessary to conform to current period's classification.


 (Himanshu Joshi)
 (Executive Director)


 (Rajkiran Rai G.)
 (Executive Director)


 (Animesh Chauhan)
 (Managing Director & CEO)

Place: Gurugram

Date: 09th November, 2016

