

# Mobile Banking

---


**“Oriental mPAY”**


**Self User Registration  
with the help of your Debit  
Card**

**You can register for the Mobile Banking directly by using your Debit Card, after downloading the Oriental m-Pay mobile application from Play Store.**



**You will be required to input your Registered Mobile Number**

 ओरियन्टल बैंक ऑफ़ कॉमर्स  
**Oriental Bank of Commerce**



**Choose Language**

**Enter Your Mobile Number**

Bank will send OTP through SMS to verify your Mobile Number

Mobile Number

**Generate OTP**



ओरियन्टल बैंक ऑफ़ कॉमर्स  
Oriental Bank of Commerce



Enter OTP

Please check your mobile inbox for OTP

Resend OTP

<< Back


Verify OTP


OTP will be sent on your Registered Mobile number , which has to be entered here and click on Verify OTP for its validation .



ओरियन्टल बैंक ऑफ़ कॉमर्स  
Oriental Bank of Commerce

After OTP validation, you will be required to input your Account number with which your debit card is linked, the details of your Debit Card along with ATM Pin ,Select either Date of Birth or PAN Card and enter its details and then click on Submit.

 ओरियन्टल बैंक ऑफ़ कॉमर्स  
**Oriental Bank of Commerce**



**New User Registration**

Account Number

Card Number (Last 6-digit)

Card Expiry Month Year

ATM Pin

Name

Select

**Submit**

[Go Back To Mobile Verification](#) [Help](#)

This Pop Up message will be displayed on your mobile screen after clicking on submit button

New User Registration

Your registration is successfully ! Please check your SMS inbox for mPIN and Kindly change your mPIN.

OK

Submit

Go Back To Mobile Verification Help

Kindly enter 4 digit mPIN received on your Registered Mobile Number and then enter 4 digit New mPIN of your choice and then reenter to confirm and then click on submit.



ओरियन्टल बैंक ऑफ़ कॉमर्स  
Oriental Bank of Commerce



Change your mPIN

Current mPIN

New mPIN

Confirm New mPIN

Submit



ओरियन्टल बैंक ऑफ़ कॉमर्स  
Oriental Bank of Commerce



ओरियन्टल बैंक ऑफ़ कॉमर्स  
Oriental Bank of Commerce



Set Login Password

New Login Password

Confirm New Login Password

<< Back

Note

Password must have atleast 3 to 8 characters  
with one lower case,one special character given  
(@#\$%)

After confirming your new mPIN, now this screen will appear for setting your login password. Kindly set your login password with at least 3 to 8 characters with one lower case, one special character given(@#\$%)



ओरियन्टल बैंक ऑफ़ कॉमर्स  
Oriental Bank of Commerce



This Pop Up message will be displayed on your mobile screen after successful login password change





ओरियन्टल बैंक ऑफ़ कॉमर्स  
Oriental Bank of Commerce

## Mobile Banking

Login

Forgot Password

Dont's & Do's



Introducing

Now login to your mobile banking with new login password set. Customer ID can be checked from your passbook's 1<sup>st</sup> page.



ओरियन्टल बैंक ऑफ़ कॉमर्स  
Oriental Bank of Commerce



ओरियन्टल बैंक ऑफ़ कॉमर्स  
Oriental Bank of Commerce



Enter OTP

Please check your mobile inbox for OTP

.

Resend OTP

<< Back

Verify OTP

After entering your Customer ID & Login password , OTP will be sent on your Registered Mobile number .The same has to be entered here for validation.



ओरियन्टल बैंक ऑफ़ कॉमर्स  
Oriental Bank of Commerce

This dashboard will appear on your mobile screen after successful login



**You can also register for mobile banking through Internet Banking, Bank's ATM or by visiting your parent branch (Branch in which you have your Accounts)**