

SELF USER CREATION GUIDE FOR RETAIL USERS

- Open Internet Explorer (Version 9.0 & above), Mozilla Firefox, Google chrome etc
- Type <https://www.obconline.co.in> to invoke the NetBanking Application

✓ STEP 1



Option 1:-
Click Retail User Login Option

Option 2:-
Click 'Self User Creation' to go to **STEP 2** directly.

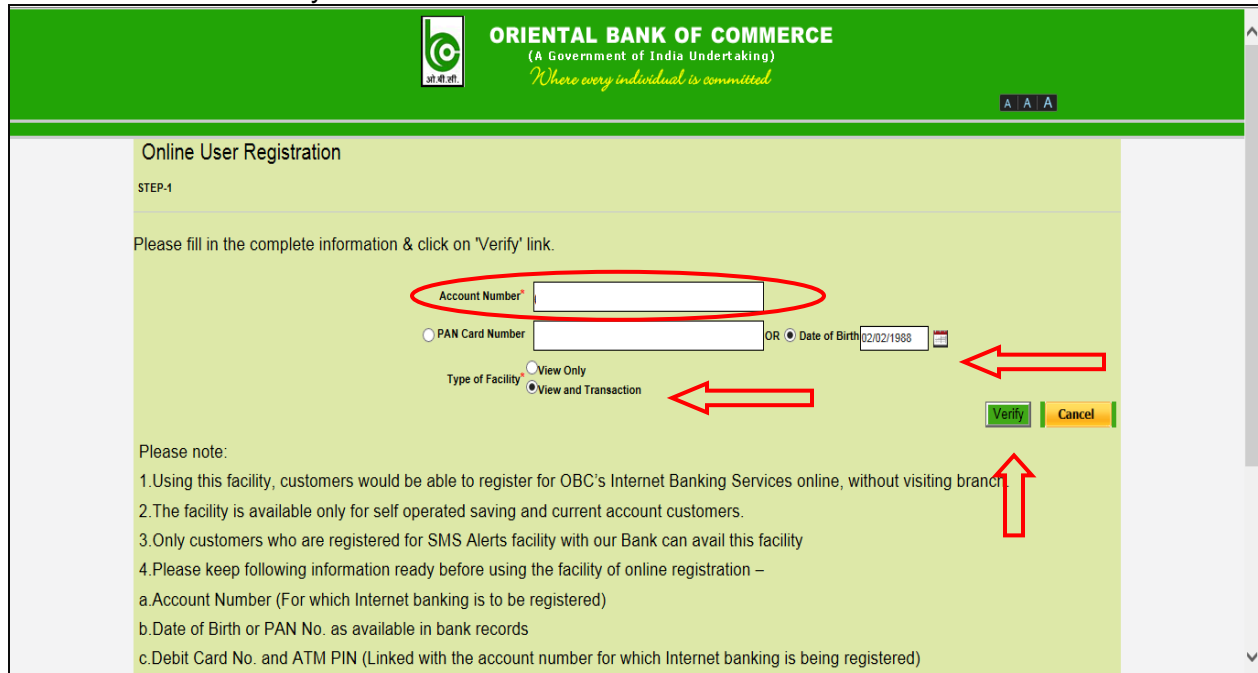
✓ STEP 1(a)



Click on "Register Now"

✓ **STEP 2**

- ✚ After clicking on “Register now”, user will reach the “Online User Registration” page wherein Account Number is to be mandatorily entered along with PAN Card Number / Date of Birth.
- ✚ User shall directly reach below screen by clicking on “Self User Creation” at <https://www.obconline.co.in>, as mentioned in Step 1.
- ✚ User can opt for “Type of Facility” for Internet Banking – “View Facility”/ “View and Transaction facility” both.



ORIENTAL BANK OF COMMERCE
(A Government of India Undertaking)
Where every individual is committed

Online User Registration
STEP-1

Please fill in the complete information & click on 'Verify' link.

Account Number*

PAN Card Number OR Date of Birth

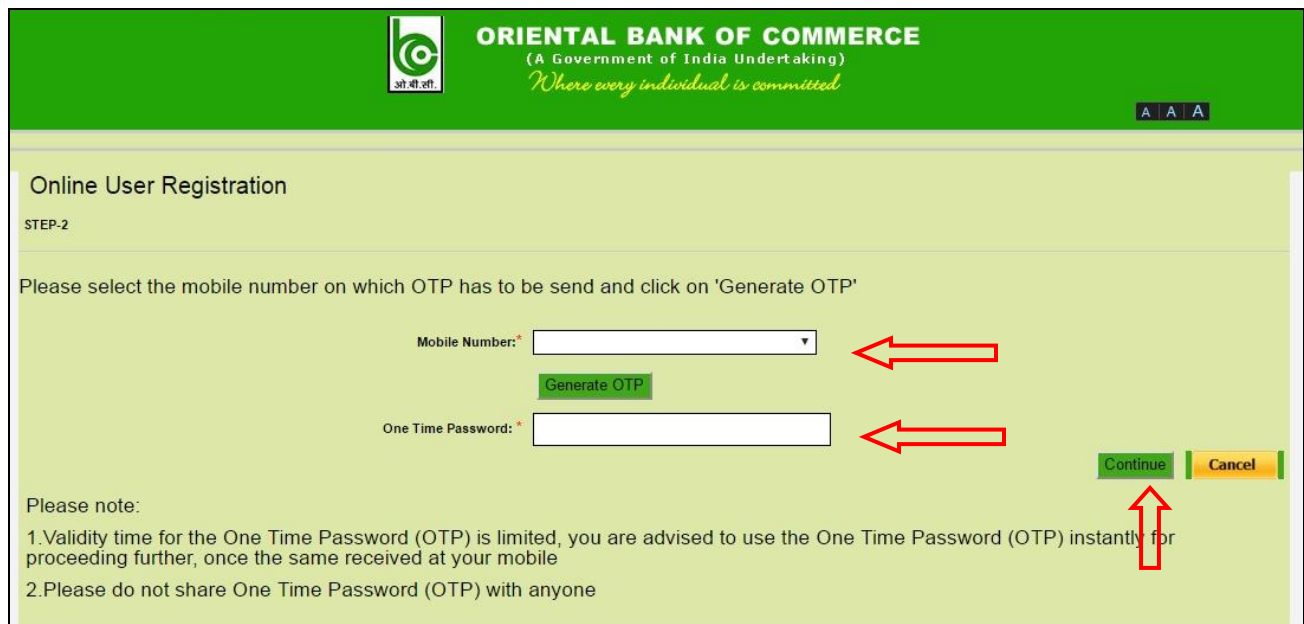
Type of Facility View Only View and Transaction

Please note:

- Using this facility, customers would be able to register for OBC's Internet Banking Services online, without visiting branch.
- The facility is available only for self operated saving and current account customers.
- Only customers who are registered for SMS Alerts facility with our Bank can avail this facility
- Please keep following information ready before using the facility of online registration –
 - Account Number (For which Internet banking is to be registered)
 - Date of Birth or PAN No. as available in bank records
 - Debit Card No. and ATM PIN (Linked with the account number for which Internet banking is being registered)

✓ **STEP 3**

- ✚ User needs to select his/ her registered Mobile number and generate the OTP (One Time Password).
- ✚ Enter the OTP and click on “Continue”.



ORIENTAL BANK OF COMMERCE
(A Government of India Undertaking)
Where every individual is committed

Online User Registration
STEP-2

Please select the mobile number on which OTP has to be send and click on 'Generate OTP'

Mobile Number*

One Time Password*

Please note:

- Validity time for the One Time Password (OTP) is limited, you are advised to use the One Time Password (OTP) instantly for proceeding further, once the same received at your mobile
- Please do not share One Time Password (OTP) with anyone

✓ **STEP 4**

- In the next step, User needs to enter the OBC ATM-cum-Debit Card details viz. Debit Card Number, ATM PIN, Expiry Date, Account Number and Account Type.
- Click "Continue".

ORIENTAL BANK OF COMMERCE
(A Government of India Undertaking)
Where every individual is committed

Online User Registration_{STEP-3}

Please provide the linked Debit Card credentials of the account for which registration of internet banking services is being done and click on 'Continue'

Debit Card Number*

ATM Pin*

Expiry Date(MM/YY)*

Primary Account Number*

Please note:

1. Please do not share Debit Card credentials with anyone
2. Preferably, use dynamic keyboard instead of physical keyboard

✓ **STEP 5**

- During the process of "Online User Registration", User can set both LOGIN as well as TRANSACTION Password.

ORIENTAL BANK OF COMMERCE
(A Government of India Undertaking)
Where every individual is committed

Online User Registration
STEP4

Please set your 'Login password' & 'Transaction password' and click on 'Complete Registration'

CustomerID: 33143846

UserID: 33143846

Set Login Password

Password:*

Retype Password:*

Set Transaction Password

Password:*

- Once the passwords are entered, select “I accept the Terms and Conditions”, then click “Complete Registration”.

Retype Password:*

Set Transaction Password

Password:*

Retype Password:*

Terms and Conditions


I accept the Terms and Conditions

Complete Registration
Cancel

Please note:

- 1.The Password should contain a minimum of 8 characters and a maximum of 28 characters.
- 2.Password should be a combination of alphabets, numbers and special characters
- 3.Spaces are not allowed in the password
- 4.The password cannot consist of all the characters as are in your User ID. For e.g. If your Username is Bob, then your password cannot be Bobby
- 5.Preferably, use dynamic keyboard instead of physical keyboard

- After Completing Registration successfully, User can View / Transact after 24 to 48 hours.




ORIENTAL BANK OF COMMERCE

(A Government of India Undertaking)

Where every individual is committed

A A A

 [107231] Online Registration is Complete.Your user id is 33143846

Your have successfully registered yourself for Internet Banking Services. Please note your User ID for login and click on 'Go to Login Page' button for using Internet Banking Services

Go to Login Page

Please note:

- 1.You can login to Internet banking immediately but to view complete information about your accounts, it is requested to wait for 24-48 hours as your Account(s) will be updated in Internet Banking within 24-48 hrs.
- 2.Kindly do not share your personal details & password through email, phone, SMS or otherwise. Bank never asks for such information from its customers.

[Site Map](#) | [Privacy Policy](#) | [Terms & Conditions](#) | [Disclaimer](#)