

Mobile Banking
“Oriental mPAY”
Job card for viewing
Operative Accounts/Mini
Statement/Update Nominee

Enter your Login details in the Login screen as shown below



अA


ओ.बी.सी.

ओरियन्टल बैंक ऑफ़ कॉमर्स
Oriental Bank of Commerce

Mobile Banking

Customer ID

Password

Login

Forgot Password Dont's & Do's

Locator FAQ Feedback Contact Offers



ओरियन्टल बैंक ऑफ़ कॉमर्स
Oriental Bank of Commerce

The Below Dashboard will appear after Login



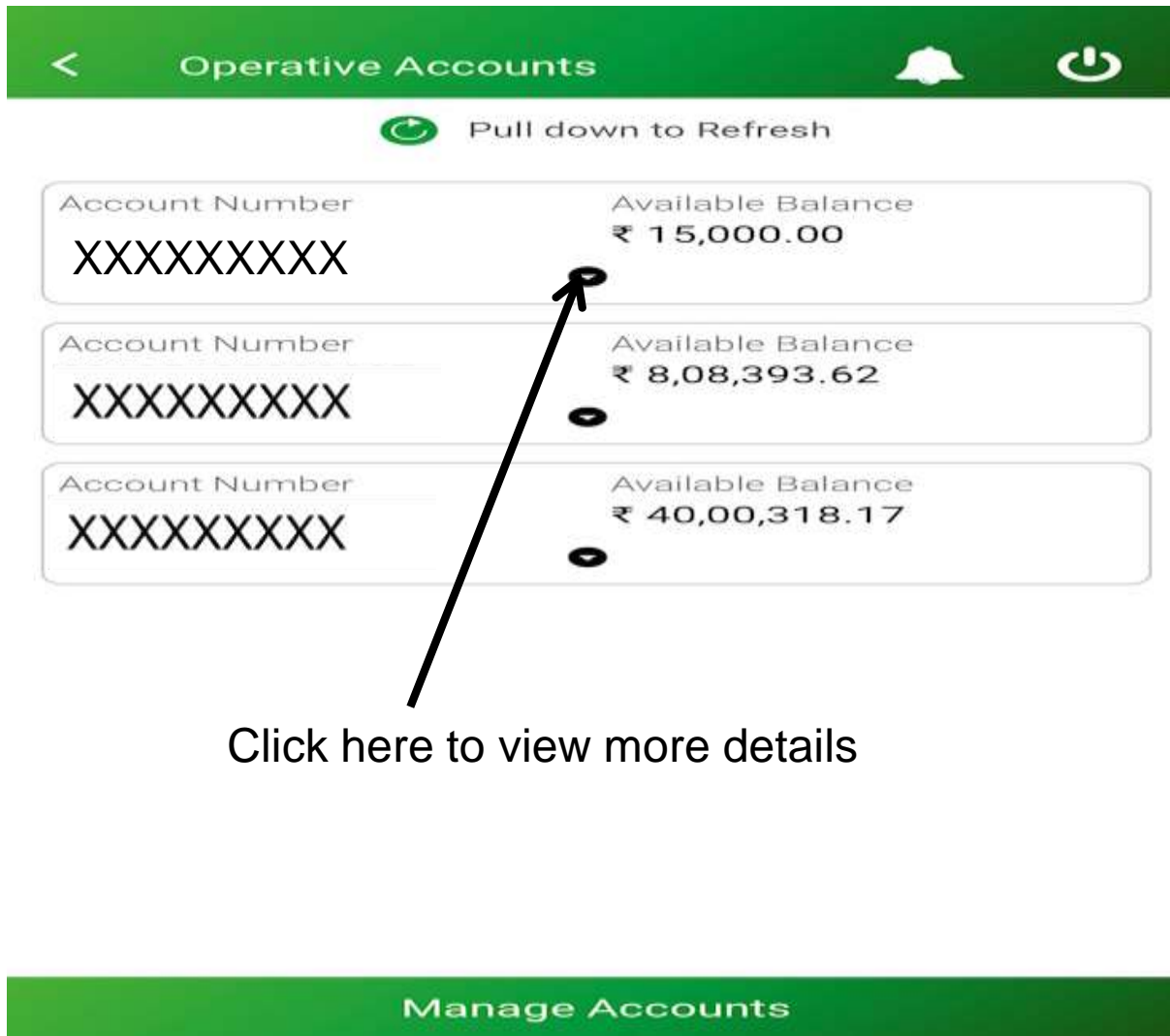
Click here to view your Operative A/c's, Loans, Term Deposit, Demat, A/c details & Passbook

After Clicking Accounts Tab, this Screen will appear



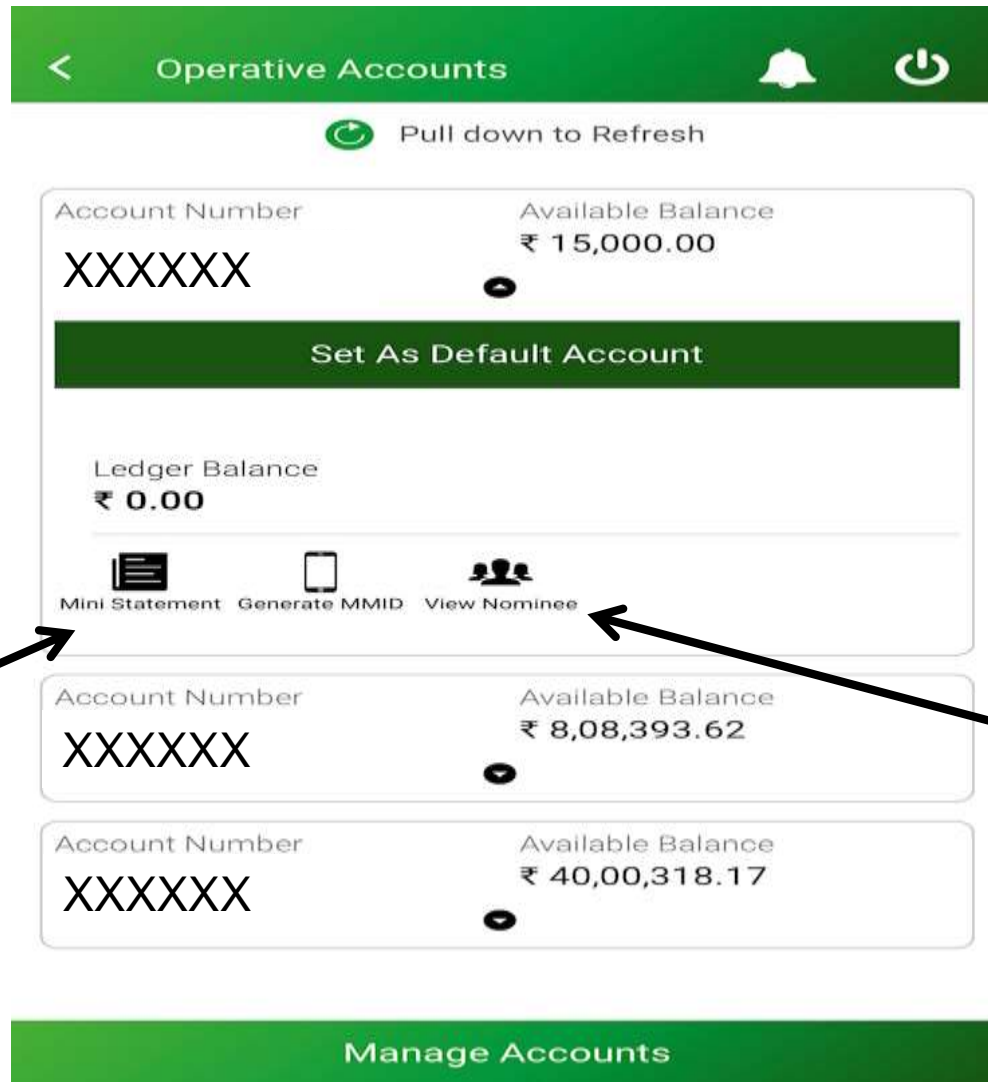
Click here to view/Manage your Operative Accounts and view its mini statement & Update Nominee in accounts

After clicking on Operative Accounts Tab, this Screen will be appear



Click here to view more details

After clicking down arrow, the information regarding A/c selected will appear



Click here to view your mini Account statement

Click here to view/update nominee details

After clicking on View Nominee Button, the below screen will appear displaying nominee registered in the account

Nominee Details		×
Nominee Name	XXXXXXXX	
Relation	WIFE	
Date of Birth		
Nominee Address1	XXXXXXXX	
Nominee Address2	GGN	
Nominee City	GURGA	
Nominee State	HR	

Nominee Details ✕

Guardian Address2
Guardian City
Guardian State
Guardian Country
Guardian Pincode
Guardian Relation
Update

Click Update button to update/change Nominee or its Details



The below page will be displayed after clicking on update button, now you can update/change details as per your requirement

< Confirm Details 

Nominee Name

Nominee Minor: NO ▾

Relation: 25 ▾

Nominee Address1

Nominee Address2
SECTOR 45 GURUGRAM

Nominee Country: IN ▾

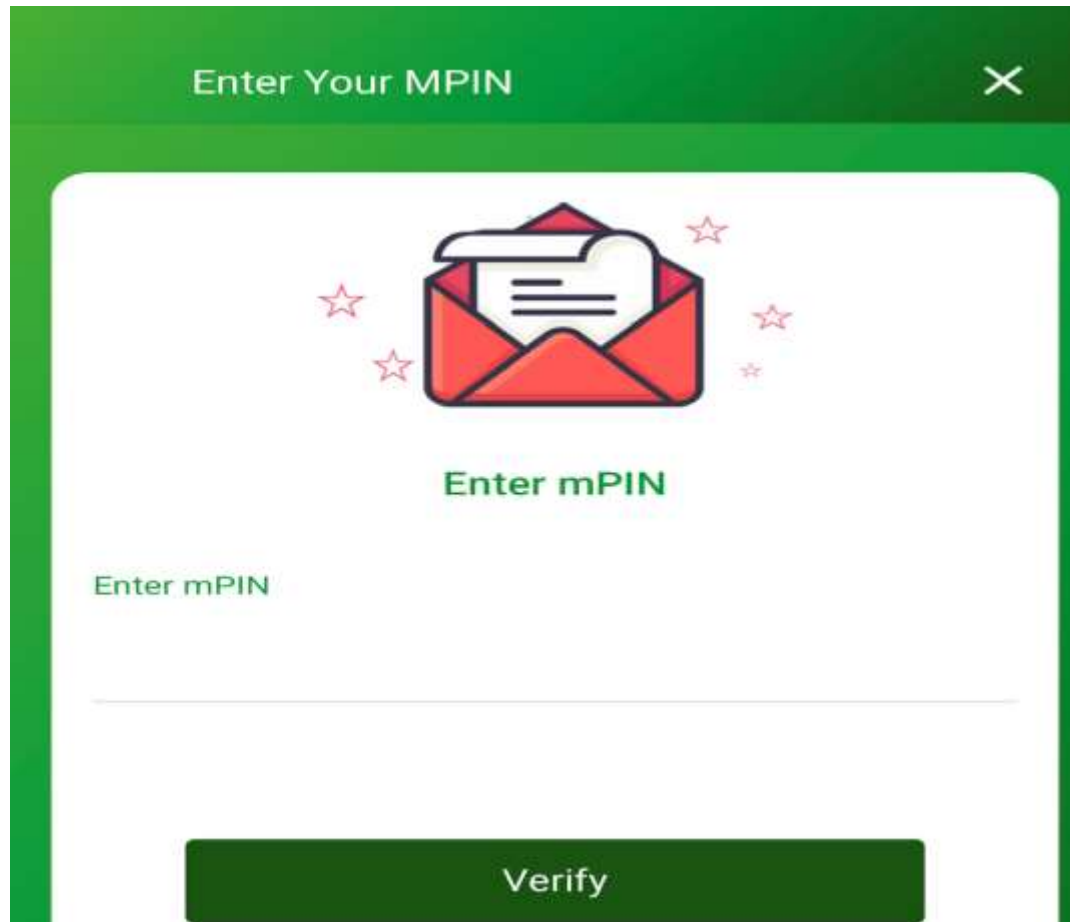
Nominee State: HR ▾

Nominee City: GURGA ▾

Nominee Pincode: 122003

Proceed

After clicking Update button, Enter your 4 digit mPIN for authentication and click on Verify Button



Enter Your MPIN

Enter mPIN

Enter mPIN

Verify

After clicking Verify button, pop up will appear displaying successful nominee update



The screenshot displays a mobile application interface for confirming nominee details. A white pop-up window is centered on the screen, featuring a green thumbs-up icon and the text: "Nominee Updated successfully" and "Ref.ID =914311243370". Below the text is a green button labeled "OK". The background is a "Confirm Details" form with the following fields:

Field	Value
Nominee Name	XXXXXXXXXX
Nominee Minor	NO
Relation	25
Nominee Address1	[Redacted]
Nominee Address2	GGN
Nominee City	IN
Nominee State	HR
Nominee City	GURGA
Nominee Pincode	122003

At the bottom of the form is a green button labeled "Proceed".

For more details, please contact Oriental Bank of Commerce Customer Care No. 18001801235, 18001021235, 0120-2580001 or email us at mbank@obc.co.in



ओरियन्टल बैंक ऑफ़ कॉमर्स
Oriental Bank of Commerce