



ओरियन्टल बैंक ऑफ़ कॉमर्स Oriental Bank of Commerce

How to Generate ATM PIN/Green PIN through your Net Banking

Now, you can reset your ATM pin or Generate NEW ATM pin/Green PIN through your Net-Banking. Kindly follow steps below:-

1) Open Internet Banking URL <https://www.obconline.co.in>

Click on Retail User Login

The screenshot shows the Oriental Bank of Commerce Net Banking website. The browser address bar displays "Oriental Bank of Commerce Ltd [IN] | https://www.obconline.co.in". The website header includes the bank's logo and name in Hindi and English. A red starburst icon indicates a security alert. The main content area features a "Security Alert !" section with the following text:

Following are the few steps to avoid fraud during financial transactions, online scams like phishing, vishing etc.

- ⇒ Please NEVER respond to any email, SMS or telephonic call, no matter how appealing or appearing as Official, asking for your personal information related to NetBanking i.e. username, password(s), One Time Passwords (OTP), mobile number, ATM Card details, etc. Such communications are sent or created by fraudsters to extract your confidential information. Many a times, fraudsters are impersonating the Bank or RBI staff through e-Mail appearing to be sent through Bank's legitimate e-Mail ID or through phone. Please inform the Bank immediately in case you receive any such communication.
- ⇒ In case, your mobile SIM stop working suddenly, please immediately take up with Telecom Service operator to ascertain if the duplicate SIM is procured by fraudsters. In case of any doubt, please contact Bank immediately. Alternatively, you may also enter the wrong password 5 times to block your NetBanking User ID.
- ⇒ Configure latest versions of anti-spam and anti-virus software with up to date definitions of the same. Use pop-up blocker to help in stopping automatic execution of malicious code. Please avoid accessing Internet banking site from cyber cafes or shared PCs. Please never Download from unfamiliar sources may contain hidden programs or viruses that can compromise your computer's security.
- ⇒ NEVER access our Internet Banking Website through any Link. Always type the URL "https://www.obconline.co.in" to login into the Internet Banking Application. Kindly Change your Internet Banking password at regular intervals to ward off phishing risks.

On the left side of the page, there is a "Banking@will" section with the tagline "...the convenient way" and a list of services: REGISTER your mobile number/email id to enjoy various FREE Services, Know account balance, Locate the nearest ATM, Request for a cheque book, Recharge your mobile, DTH, Data Card, and And much more... Below this are buttons for "Retail User Login", "Corporate User Login", and "Oriental BBPS BillPay".



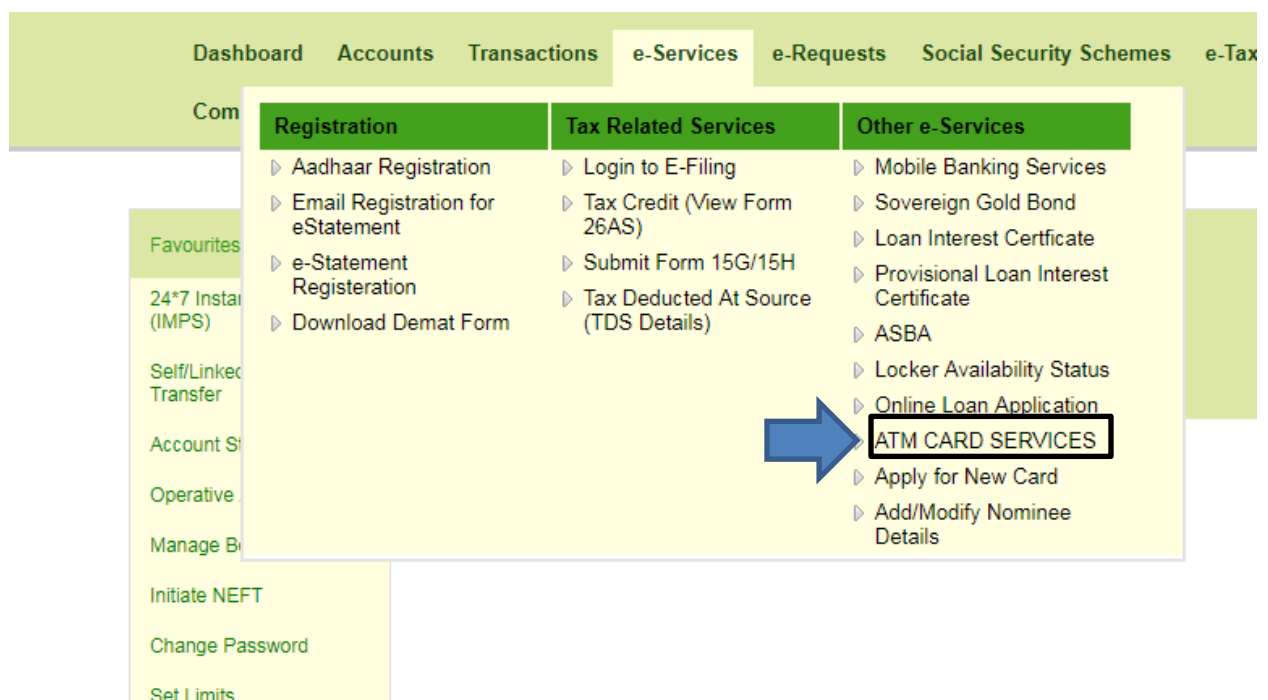
ओरियन्टल बैंक ऑफ़ कॉमर्स Oriental Bank of Commerce

2) Enter your Net Banking user id and Password details



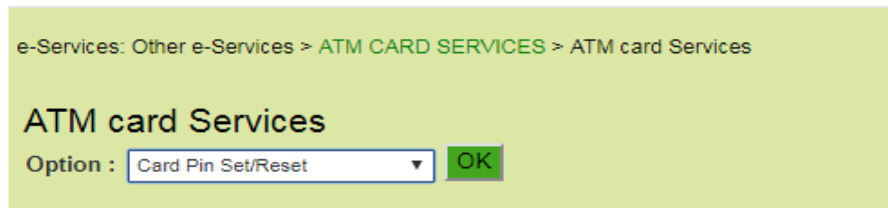
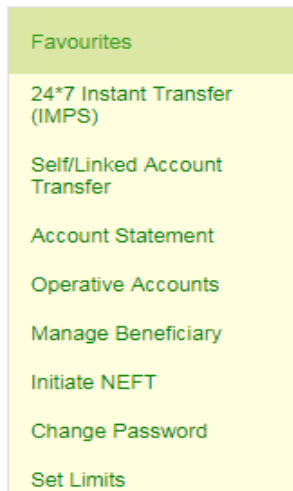
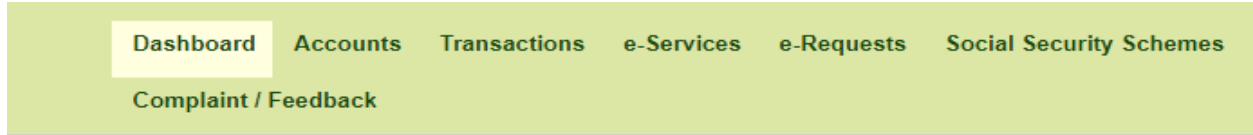
**Do not share you net banking user ID/Password with anyone including bank staff.

3) Go to e-services tab and click on ATM card services, as shown in screenshot below

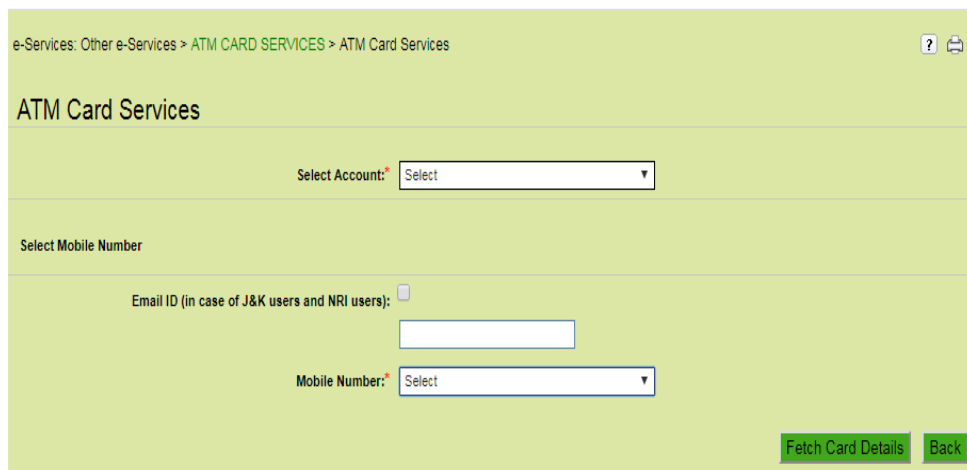
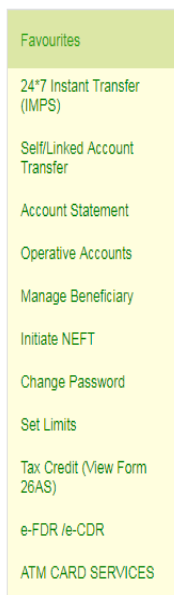




4) Select Card Pin Set/Reset from options dropdown



5) Select your account no. which is linked with your debit card from dropdown and then select your mobile number and click on fetch card details on right hand bottom





6) Now, select card details and enter expiry period in format mm-yy

Then enter new pin you wish to set and confirm by entering the same pin again, then enter transaction password of net banking and enter OTP received on your registered mobile number

Favourites

24*7 Instant Transfer (IMPS)

Self/Linked Account Transfer

Account Statement

Operative Accounts

Manage Beneficiary

Initiate NEFT

Change Password

Set Limits

Tax Credit (View Form 26AS)

e-FDR /e-CDR

ATM CARD SERVICES

Mobile Banking Services

Submit Form 15G/H

e-Services: Other e-Services > ATM CARD SERVICES > Card Pin Set/Reset Details

Card Pin Set/Reset Details

Account No:

Debit Card Details:

Expiry Period: (month) (year)

New Pin:

Confirm Pin:

Enter your credentials to confirm the transaction

Confirmation Details

Transaction Password:

One Time Password :

Please enter both Transaction Password and One Time Password (OTP - delivered on your registered mobile number) in respective fields and then click on Submit button to authenticate your transaction



ओरियन्टल बैंक ऑफ़ कॉमर्स
Oriental Bank of Commerce

7) After submitting OTP & transaction password, the below message will be displayed on your screen for successful PIN set of your card.

e-Services: Other e-Services > ATM CARD SERVICES > Card Pin Set/Reset Details

Card Pin Set/Reset Details

[909098] You have successfully Set/ Reset PIN of your card.

Account No.*

Debit Card Details.*

Expiry Period.*

Back

*****Do not share your ATM PIN with any other person including bank staff and also take utmost care to keep it confidential.**

For any issues, feel free to contact our Customer Care Number (1800-180-1235, 1800-102-1235, 0120-2580001) or email us at ibank@obc.co.in